





The Rural Interactive Trauma Simulation Course (The RITS)





TAKE THESE STEPS TO Record Attendance, Complete Evaluation, and Obtain CME Hours

TEXTING YOUR ATTENDANCE

1. Text **27624** to this phone number 833 765 0126. If attendance is recorded, you will receive this message, and nothing more to do for attendance.  *Thank you XXXXXX, MD, we have recorded your attendance for XYZ Course.*
2. If you have not texted attendance with CloudCME before, you will see this message. Text your email address to 833-765-0126, and you will receive this message.  *User not found in system, text your email to update your cell phone in the system.*
3. Once your mobile device is paired with CloudCME, text **27624** again to 833-765-0126. Then you will receive confirmation attendance was recorded.  *Thank you XXXXXX, MD, your phone number has been updated to: XXX-XXX-XXXX*
4.  *Thank you XXXXXX, MD, we have recorded your attendance for XYZ Course.*

Creating an Account, Completing the Post Conference Evaluation & Obtaining CME Credits

- Go online to mcg.cloud-cme.com
01. Click Sign In, click NON AU USER & choose **Create New Account** & then follow above instructions on texting the Conference Activity Code
 02. After the Conference, click the MY CME icon & select **Evaluations** & Certificates 
 03. **Complete** the post conference evaluation & enter the number of hours you attended (up to a maximum of **6.5** hours)
 04. **View & print** your credit certificate & transcript under MY CME 
 - 05.

If you have any questions, please contact MCG's CME Office at CME_MCG@augusta.edu